



LIVE WEBINAR

See Mail & Deploy in action!

TODAY WE PRESENT YOU: Enhance your Qlik Reporting with Mail & Deploy



Barry Harmsen



Emma Camacho

DATE

14

MONTH

FEB

TIME


3 PM CET

Bitmetric
data is our dna



WELCOME


WHY ARE WE HERE TODAY?



Qlik NPrinting is a DEAD END.
What's next?



Migrating to Cloud ...
What about Reporting?



Welcome to the Cloud!
Qlik Reporting is still limited.



Technology
Partner



MAIL & DEPLOY - THE QLIK® REPORTING SUITE

The proven alternative to Qlik® Nprinting and Qlik® Reporting Services.

With powerful and flexible reporting features we create a unified reporting experience and help decision-makers gain actionable insights into the company's Qlik® analytics.

ONE UNIFIED PLATFORM for On-Prem and Cloud.

ABOUT MAIL & DEPLOY

A pioneering reporting solution for Qlik® since 2008.

We are a partner-centric company with worldwide more than 80 Qlik® partners.

Over 200 000 decision makers rely on us - from SMEs to large companies.

Based in Vienna, Austria

A ARCADIA PUBLISHING

ardentis
CLINIQUE DENTAIRES

BENEDIKTINERSTIFT ADMONT

B BOLUDA CORPORACIÓN MARITIMA

CRIDER FOODS

E-CONTROL
Energy for our future.

ENOLYTICS

FEEL BA group CK

(SOZIALES FONDS WIEN)

GRUPO JORGE

GSI
GSI Helmholtzzentrum

IAF
INSTITUTO ALEXANDER TELENGA

JEAN D'ARCEL
COSMETIQUE

KB Components
VALUE THROUGH INNOVATION

Landgard®

LSG group

meva

medux

oxin GROWERS

premix

RHENUS LOGISTICS

SIEMENS

VAGABOND SHOEMAKERS

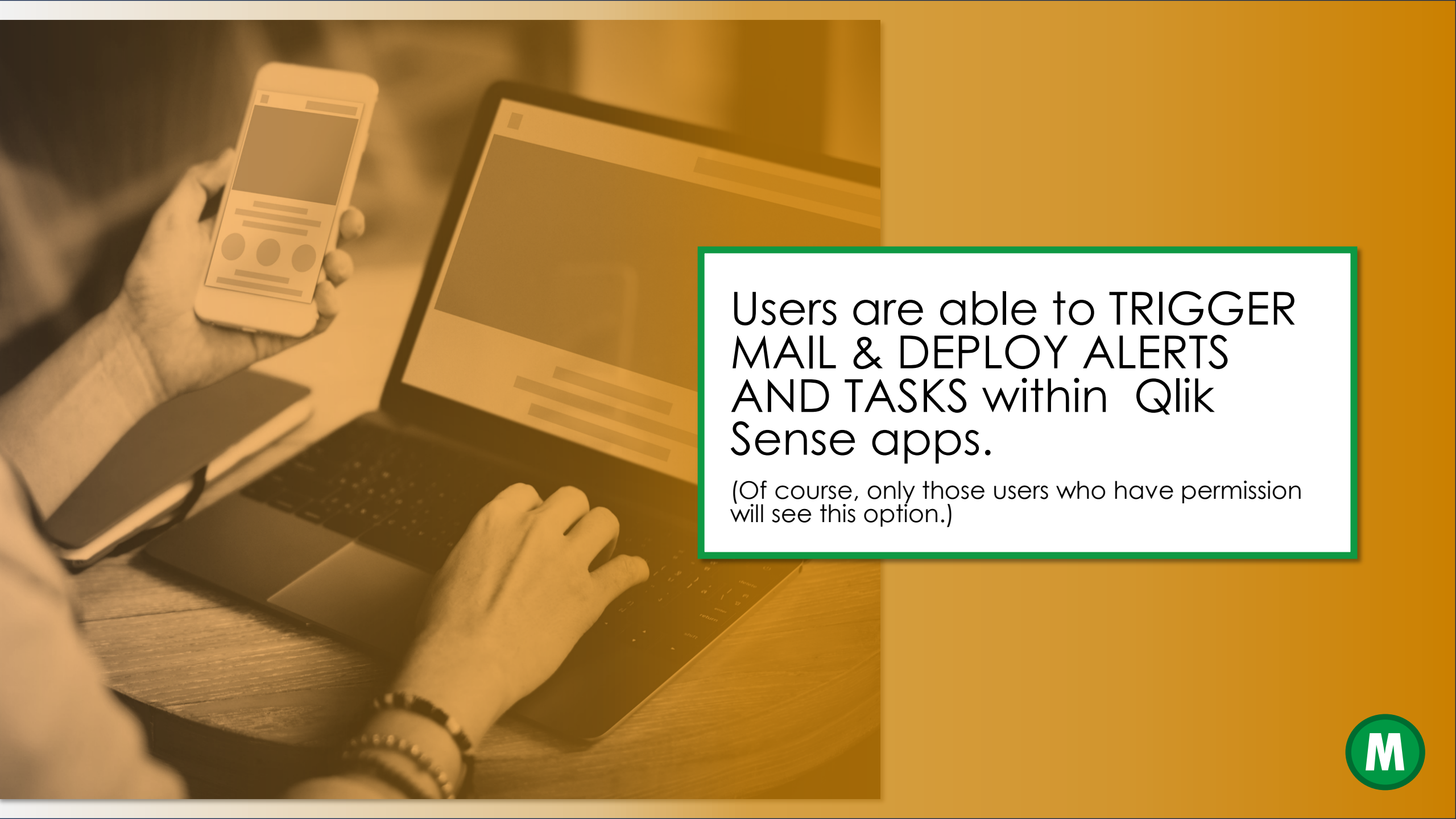
ZURICH

A person is shown from the side, wearing a white shirt and a watch, using a laptop. In their left hand, they hold a smartphone displaying a mobile application interface with a header, a large image, and three circular icons. The laptop screen also displays a similar interface. The entire scene is overlaid with a semi-transparent green filter. A white text box with a green border is positioned on the right side of the image.

Give your Qlik users the ability
to REQUEST REPORTS ON
DEMAND within the Qlik apps.

Users are able to EXPORT
DASHBOARDS AND OBJECTS
IN MULTIPLE FORMATS (not
just Excel and PDF).



A person is shown from the side, sitting at a desk. They are holding a smartphone in their left hand and typing on a laptop keyboard with their right hand. The laptop screen displays a web application interface. A white text box with a green border is overlaid on the right side of the image. The background is a solid orange color.

Users are able to TRIGGER
MAIL & DEPLOY ALERTS
AND TASKS within Qlik
Sense apps.

(Of course, only those users who have permission
will see this option.)

Your suppliers or customers have the option to REQUEST PERSONALIZED REPORTS ON DEMAND via the Mail & Deploy Hub.

(Note that your suppliers or customers may not have access to Qlik Sense or QlikView and may not have a Windows account in your organization!)



SEND EMAIL NOTIFICATIONS
to your sales reps when the
monthly sales target has not
been met.

(Of course, each sales rep may have their own personal
goal.)

Decision-makers can
REQUEST PERSONALIZED
REPORTS via your company
portal or CRM.



35 minutes full of Mail & Deploy Power!

Focus on the Mail & Deploy Self-Service Extensions for Qlik Sense

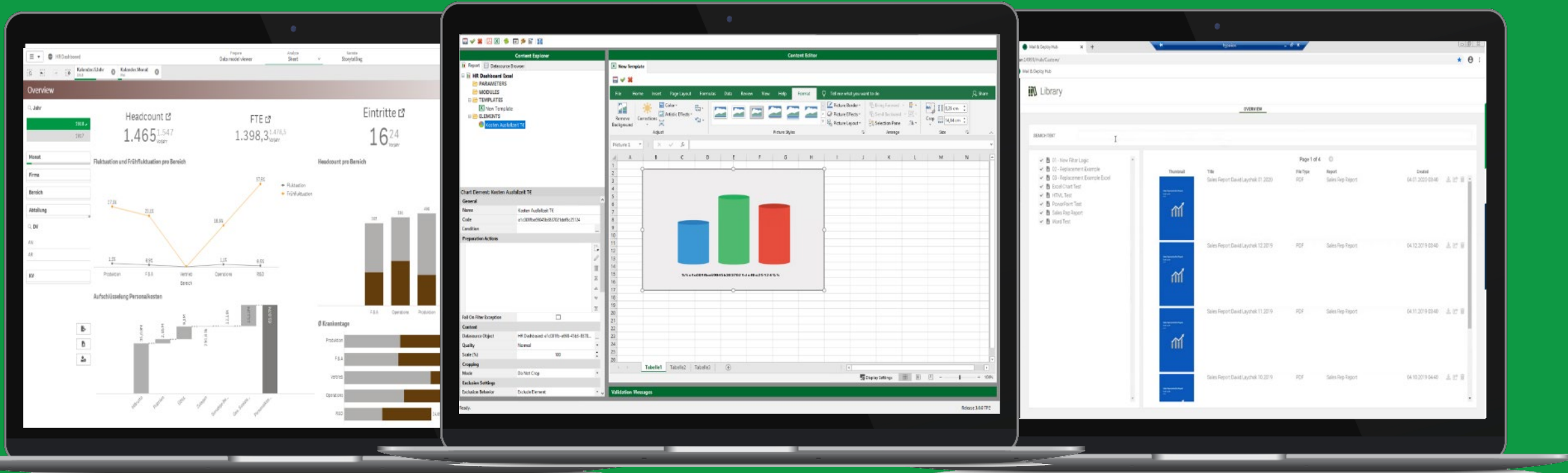
USE CASE:

- Upon request, regional managers trigger a task to send alert emails to their sales reps who have not met their monthly sales target.
- Regional managers can request their monthly sales analysis at any time.
- Sales reps can request their monthly sales analysis report at any time.
- And anyone can export dashboards and objects.

All conveniently via your Executive Dashboard app in Qlik Sense SaaS.



THE QLIK® REPORTING SUITE



LIVE DEMO



SCALEABLE

Enterprise-ready with installation on-premise and connection to Qlik Sense® apps in the Cloud or full SaaS-Version

NATIVE SUPPORT

Native use of visualization (Qlik® Visualization bundle) and 3rd party extensions support (trueChart®, Vizlib, Anychart, bichart², QlikMaps, Inphinity etc.)

CONNECTIVITY

Leverage any other data sources than QlikView, Qlik Sense and Qlik Sense SaaS – Oracle, Snowflake and Microsoft SQL

IT OPTIMIZATION

High-performant reporting engine streamlined for optimal memory consumption (e.g. parallel executions, improved Qlik connectivity, ...)

EASY TO INSTALL

One service that can be installed in less than 10 minutes on the same machine as Qlik Sense or QlikView



POWERFUL

Display data the way you want and take your report customization to the next level by using our flexible reporting capabilities

AUTOMATED

Build perfect automations with filter checks and dynamic filtering and complex distribution scenarios (cycles and if-then-scenarios)

ADVANCED FEATURES

Outstanding Monitoring and Diagnostics (Execution Calendar, Notification E-Mails for failed Tasks, Extensive Log Files ...)

Latest Release 3.4 – Big Integrations

M Mail & Deploy

RELEASE 3.4 OUT NOW

BIG INTEGRATIONS ARE HERE

HARNESSING THE POWER OF DATA

NEW SNOWFLAKE INTEGRATION

With our new Snowflake integration, accessing and analyzing your data is now seamless. No more complex extraction processes – your data is directly available in Mail & Deploy for reports based on the latest information.

COLLABORATION MADE EASY

INTEGRATION WITH GOOGLE SHARED DRIVE

With our integration, harness the strength of Google Shared Drives directly in Mail & Deploy. Easily store, manage, and share documents with colleagues, streamlining your Qlik reporting and distribution.

ELEVATING DATA VISUALIZATION

SUPPORT OF ANYCHART

AnyChart provides a variety of chart types, from classic lines to advanced heatmaps, catering to your reporting needs. Integrate these visualizations seamlessly into your reports with Mail & Deploy for a meaningful and engaging data presentation.

SIMPLIFYING SHARING

REPORT DISTRIBUTION VIA BOX

Bid farewell to manual file transfers and large email attachments. Now, effortlessly generate and distribute reports with Mail & Deploy to chosen recipients via Box, streamlining collaboration and ensuring secure file management.

AND MORE ...

- BigQuery data source
- Support for Excel table synchronization
- Support for Advanced KPI Extension for Qlik Sense
- Azure AD user directories support custom callback URL
- Merge File Collection Content Action
- Added Table.RemoveRows expression function to remove rows
- Added PasswordProtectReportDocument expression function
- Microsoft Excel Reports can be saved to HTML
- Excel row heights are automatically adjusted before rendering PDF
- Special tags for auto-adjusting row heights and column widths in Excel
- Dynamic workspace and task properties in the Task Executor extension
- Added support for HTTP headers to receive delivery/read receipts in MS365 Outlook E-Mail Server

CHECK RELEASE NOTES

M Mail & Deploy

DOWNLOAD NOW

HELP.MAIL-AND-DEPLOY.COM

M Mail & Deploy

FREE TRIAL

Sign up for our free 30-day trial today and experience seamless Qlik Reporting.

Transform your Qlik reporting workflows with ease!
Start your trial now!

www.mail-and-deploy.com

M

More useful resources

[Mail & Deploy Factsheet](#)

[Welcome to Mail & Deploy SaaS](#)

[10 reasons why we are the better alternative for reporting with Qlik](#)

[How Mail & Deploy stands out](#)
[Mail & Deploy Factsheet](#)



Welcome to Mail & Deploy SaaS


The next generation of our fully cloud-based solution helps you to power up your analytics in Qlik Sense® SaaS and Qlik Sense® with flexible and most comprehensive reporting features.

All-in-one Platform for Broad Qlik® Reporting!
Mail & Deploy SaaS radically simplifies reporting out of Qlik® by speeding up the report creation process with intelligent features and offering plenty of possibilities to take report customization to the next level. It provides consistent and comprehensive enterprise-class report design, sharing and distribution capabilities for a broad set of use cases.

Lightning Fast Reports in Minutes, not Days!
With the help of the flexible design options, the sophisticated features related to filtering, automated dispatch etc. as well as numerous integrations of Qlik® extensions and other useful functions, Qlik® users can use Mail & Deploy SaaS to intuitively and quickly satisfy the information needs of decision-makers and managers through convincing reports.

Freedom of Reporting as a Service!
Take advantage of Mail & Deploy delivered as a service. It offers a seamless experience for users to simply log in and start using Mail & Deploy capabilities, without the need to download or install any software. Users have the full range of functions of the classic on-premise solution, but Mail & Deploy takes over the maintenance work in terms of hosting and updates.

www.mail-and-deploy.com



Mail & Deploy The reporting suite for Qlik®

Mail & Deploy Version 3.0

The modern way of reporting with QlikView® and Qlik Sense®

One Step Access for Reports
Whether working remotely or in the Office, the Mail & Deploy Self-Service Hub puts all the information out of Qlik® in convenient report formats that decision-makers need to do their job.

Make Reporting out of Qlik® easy again!
Mail & Deploy lets you easily transform data from QlikView® and/or Qlik Sense® into visual BI reports. Add your own branding and customizations and use a wide variety of charts, pivot tables and tabular view components to build insightful BI reports.

Create Qlik® reports in Minutes, Not Days!
Connect to your Qlik® data sources in a click and start building customer-facing reports using a drag and drop interface in a matter of minutes. Use special features to customize your report content, control report distribution lists, apply filters to view only relevant information, and play with frequency and format.

Self-Service Extension for Qlik Sense®
Help your business users create more accurate reports (e.g. subscribing, requesting reports or exporting report elements/links) and find better insights faster with the Mail & Deploy Self-Service Extension.

User Experience:
Mail & Deploy's mission is to enable outstanding experiences for enterprise reporting out of Qlik®. Ensuring consistent reporting is a major pain point for enterprises of scale. Our unique web-based software delivers immediate value starting at the Qlik® power user and working till the report recipient. Optimize utilization and adoption, boost the user experience, and increase productivity in your reporting out of Qlik®.

IT Optimization:
Mail & Deploy is an intelligent reporting system that is dedicated to speedy successful deployment (one service) on an existing Qlik® environment and gains the maximum value out of it with minimal overhead. The software architecture is designed to conserve valuable IT resources (e.g. memory and server capacity) while offering the best possible reporting performance for a vast number of reports.

Real Insights:
Delivering answers, and not just data, Mail & Deploy bridges the gap between reporting and decision and quickly turns Qlik® reports into a highly responsive business asset for all your company's decision-makers.

www.mail-and-deploy.com



30-DAY TRIAL

If you want to test **Mail & Deploy On-Premise** we offer a 30-day trial without obligation and restrictions. The trial provides a full-features version of Mail & Deploy that comes along with a 2-hour software introduction for free.

**GET YOUR
FREE
TRIAL
TODAY!**

15-DAY TRIAL

If you want to test **Mail & Deploy SaaS** we offer a 15-day trial without obligation and restrictions. You will get a seamless experience by simply logging in and starting using Mail & Deploy capabilities. There is no need to download or install any software. Our 2-hour software introduction is also included.

Our trials are available on www.mail-and-deploy.com or via an email and can be quickly converted into a full version after testing without making any new installations or configurations.

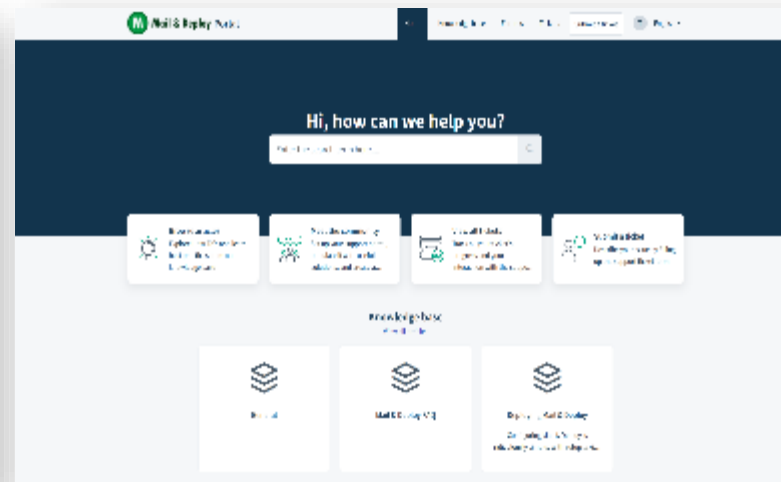
Learn more about Mail & Deploy

Online Documentation



help.mail-and-deploy.com

Community



community.mail-and-deploy.com

YouTube Channel



[@mailanddeploy-qlikreporting](https://www.youtube.com/@mailanddeploy-qlikreporting)

Our comparison chart should be a helpful tool for your decision-making in context with the best reporting solution for your Qlik® environment. At one glance, the features and qualities of our software are juxtaposed with many different items of Qlik® Reporting Services. We do not assume any liability for completeness and correctness.

MAIL & DEPLOY SaaS

VS.

QLIK® Reporting Services

Principles and existing benefits of Mail & Deploy are transferred to cloud	NOVELTY	Qlik NPrinting is not cloud-ready, so new approach with Reporting and App Automation included in Qlik Sense Enterprise SaaS
Mix-and-match elements from various Qlik Sense apps in a single report without any effort	CONNECTIVITY	A report automation can only connect to one Qlik Sense app (does not work with QlikView)
Full, easy-to-use SaaS reporting capabilities – from simple, one-time to complex, longtail, variable reports in different report formats with direct filter options	USABILITY	Design (limited editing possibilities) directly via Qlik Sense App with limited output formats (PDF and MS PowerPoint) and limited number of report pages
Various sharing channels: email, mobile, file server, FTP, MS SharePoint/Teams, Dropbox, AWS S3, Google Drive or via Mail & Deploy Hub	SHARING	Fewer choices of report sharing: E-Mail, AWS S3, Dropbox, FTP, Google Cloud Storage, SFTP
Authorized users in- and outside of organizations can receive, view, download and subscribe to reports via the Mail & Deploy Hub.	SELF-SERVICE	Authorized users in- and outside an organization can receive and view reports.
Robust tabular reporting with support for complex requirements, managed spaces, and cycle options. Easily design and handle reports in Excel templates using the report designer.	TABULAR REPORTING	(Still) Limited capabilities. Lack of support for managed spaces and no cycling options. Above all, everything takes place directly in Excel and handling import and export is very time-consuming.
Request reports and export visualizations in many formats and execute tasks directly out of the Mail & Deploy extension for Qlik Sense.	EXTENSIONS	Limited predefined options. No possibility of starting tasks or requesting predefined reports so far.
Monitoring capabilities (e.g. Execution Calendar, Log Files, Monitoring App), native Support of Pivot Tables, modular template-based reports and more.	ADDITIONAL FEATURES	Monitoring via MS Excel will be possible.
Regular release updates on 1 single platform including features requested by customers.	DEVELOPMENT	A few new development efforts. Not a stand-alone product.
Cost-efficient and flexible pricing approach PER USER	PRICING	Cost-efficient pricing approach COUNT

Our comparison chart should be a helpful tool for your decision-making in context with the best reporting solution for your Qlik® environment. At one glance, the features and qualities of our software are juxtaposed with many different items of Qlik® NPrinting. We do not assume any liability for completeness and correctness.

MAIL & DEPLOY

VS.

QLIK® NPRINTING

Installation can be done on the same Server as Qlik Sense® or QlikView® in less than 15 min.	READINESS	Dedicated server required. Installing Qlik Sense® and NPrinting on the same computer is not supported.
High performant (parallel executions) reporting engine streamlined for optimal memory consumption.	PERFORMANCE	Performance increase associated with costly increase of NPrinting Engines assigned to NPrinting Server.
Easy connection to Qlik® SaaS , QlikView® Local/Server Document, Qlik Sense® Business/Desktop/Server App.	CONNECTIVITY	No connection to Qlik® SaaS and Qlik Sense® Desktop at the moment.
Full, easy-to-use reporting capabilities – from simple, one-time to complex, longtail, variable reports in different report formats with direct filter options.	USABILITY	Configuring and using NPrinting is very hard. It is not us who say it, it is our customers who have used NPrinting.
Various sharing channels: email, mobile, file server, FTP, MS SharePoint/Teams, Dropbox, AWS S3, Google Drive or via Mail & Deploy Hub.	SHARING	Fewer choices of report sharing: Local folders, Sending by email, Publish in the Newsstand.
We cannot claim that we have tested all the extensions on the market. The ones our customers are using are supported „out of the box“ .	EXTENSION COMPATIBILITY	Limited native export of Qlik Sense® extension objects, mainly supported as image.
Authorized users in- and outside of organizations can view, download and subscribe to reports via the Mail & Deploy Hub.	SELF-SERVICE	Only authorized users inside an organization can request reports via the Newsstand.
Direct access to Microsoft SQL Server/Oracle Database. Connect to 3rd-party solutions via extensive API .	INTEGRATION	No access to SQL Server or Oracle Database provided. External data connection exclusively via Qlik®.
Monitoring capabilities (e.g. Execution Calendar, Log Files, Monitoring App), native Support of Pivot Tables, modular template-based reports and more.	ADDITIONAL FEATURES	No additional features available.
Regular release updates including features requested by customers. Our support team has a 97% satisfaction rate.	SUPPORT	Hardly new development efforts , mainly bug fixes. Focus is now more on Reporting Services in Qlik Sense® <small>Self Service</small>



NEED MORE?

Get in touch!

info@bitmetric.nl

