

Bitmetric

data is our dna

Streamline your **Qlik Sense**
environment with
Inphinity solutions webinar

23 May 2024



Meet Maarten Anema



- Senior Consultant
- With Bitmetric since December 2020
- Background in fashion
- Enjoys working directly with users and creating visually appealing dashboards
- Spends his spare time on his roadbike or on the racetrack, trying to be the next Pogacar or Verstappen.



Who's **Bitmetric**?

We specialize in Data and Analytics. Our goal is to help our customers gain value from their Data & Analytics environment. For this, we use user-friendly technologies that allow us to tell the story behind their data.

We are a proud Dutch company with our office within 15 minutes from Amsterdam. Our team has a diverse set of industry knowledge, and we enjoy data challenges. We have a clear vision within our team: **making things better through the power of data!**

You may know us from

Bitmetric Friday Qlik Test Prep #67

Consider the values in figure 1. What search string will return all words containing the letter 'o' or the letter 't', but not both.

Figure 1:

correct	horse
horse	battery
battery	staple
staple	


Answer A:
(*o ^ *t*)

Answer B:
like 'o' or 't' not both

Answer C:
o XOR *t*

Answer D:
(*o* | *t*)

Bitmetric
data is our dna



QlikView 11 for Developers

Develop Business Intelligence applications with QlikView 11

Foreword by Donald Farmer, VP Product Management, QlikTech.

Miguel García Barry Harmsen [PACKT] enterprise PUBLISHING



What we do

Consulting

Our consulting services offers expert guidance to optimize your data analytics and business intelligence initiatives. Our seasoned consultants provide personalized solutions, including performance tuning, data modeling, and visualization enhancements.

Support

Our support services provides dedicated assistance to ensure your BI environment runs smoothly and efficiently. With our support services, you gain reliable, ongoing support tailored to your specific needs, allowing you to focus on leveraging your data investment for strategic insights and business growth.

Education

Our training provides comprehensive, hands-on education in data analytics and business intelligence tools. Our academy cover everything from foundational concepts to advanced techniques, including data modeling, visualization best practices, and performance optimization.

Strategic Advice

Our team provides insights on best practices, future-proofing your analytics strategy, and aligning your BI implementations with your business goals. We guide you on data governance, scalability, and integration with other systems, ensuring your BI environment not only solves current challenges but also supports long-term growth.

Bitmetric partners

The logo for Qlik, featuring a stylized 'Q' with a green-to-black gradient and the word 'lik' in a dark grey sans-serif font.The logo for inphinity, featuring a colorful infinity symbol made of geometric shapes in shades of green, blue, orange, and purple, with the word 'inphinity' in a dark grey sans-serif font below it.The Microsoft logo, consisting of four grey squares in a 2x2 grid followed by the word 'Microsoft' in a grey sans-serif font.The logo for TIME XTENDER, with 'TIME' in a grey sans-serif font, a large 'X' with a grey-to-white gradient, and 'TENDER' in a grey sans-serif font.The logo for Motio, featuring a grey silhouette of a person walking inside a grey circle, followed by the word 'Motio' in a grey sans-serif font with a registered trademark symbol.The logo for Mail & Deploy, featuring a grey circle with a white letter 'M' inside, followed by the text 'Mail & Deploy' in a grey sans-serif font.



inphinity

Inphinity Suite for Qlik Sense

Transform your mission-critical processes

Who is Inphinity?



15+ Years with Qlik
Master Reseller Spin-Off

Global Customer
& Partner Network

200+
Customers

Data Capture

Flow Analysis

Unstructured Data



High Performance

Secure & Governed

On-Prem, SaaS & Hybrid

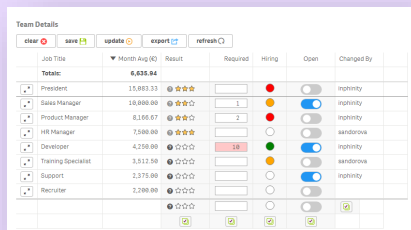
Qlik-native & enterprise-ready for Qlik Sense and Qlik Cloud

What can Inphinity do?

The key Inphinity capabilities...

Data Entry

- Replace spreadsheets
- Improve planning
- Add critical narrative
- Enter comments & chat
- Planning & forecasting
- Approve key documents
- Create mobile surveys



Job Title	Month	Aug (€)	Result	Required	Hiring	Open	Changed By
Total:	6,635.84						
President	15,893.33						inphinity
Sales Manager	18,899.00			1			inphinity
Product Manager	2,166.87			2			inphinity
HR Manager	3,060.00						handrow
Developer	4,250.00			18			inphinity
Training Specialist	3,912.50						handrow
Support	2,376.00						inphinity
Recruiter	2,380.00						inphinity

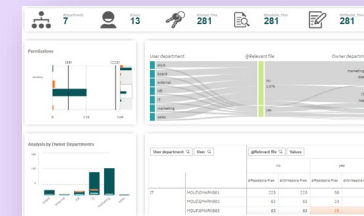
Flow Analysis

- Create Process Maps
- Visualise data flows
- Identify bottlenecks
- Improve data literacy
- Facilitate navigation & storytelling
- KPIs, Org Charts, Lineage



Text Analysis

- Extract document contents & metadata
- Profile Office docs, PDF's, Images, emails etc
- Identify data patterns
- Identify duplicate files
- OCR for images, PDF's
- No "biorobots" reqd



What can you use Inphinity for?

The key Inphinity Forms Use-Cases...

Writeback

Add comments and context to your data

Explain movements in numbers

Add a status, category, deadline or action

Create mobile surveys



Planning

Create a budget or forecast

Predict demand

Run “What-If” analysis

P&L, cash-flow, sales, logistics, operations, pricing



Process Transformation

Build & deploy Transaction Systems

Replace spreadsheet solutions or legacy apps

Document your workflows

Streamline a process



Qlik Dev Ops

Section access management

Reload task chaining

License management

Data quality and data governance



What makes Inphinity different ?

Key Inphinity technical differentiators...

Full cloud, hybrid-cloud and on-prem deployment

No-reload and instant refresh

- ✓ No reload needed for write-back and refresh
- ✓ Instant refresh of Qlik objects with SSE
- ✓ Partial reload, reload task configuration, reload scheduling and SSE

Multi-user support

- ✓ Concurrent users don't overwrite each other
- ✓ Record locking – prevents data corruption

Document workflows

- ✓ Upload and manage documents
- ✓ Connect and load unstructured data
- ✓ Identify patterns in your structured or unstructured data

Actions and process-driven workflows

- ✓ Action buttons to trigger workflows and automations
- ✓ Streamline the process before automating it

A range of data storages

- ✓ Write-back into QVDs, databases, xml files, API sources, Snowflake...
- ✓ Direct QVD write-back
- ✓ QVD encryption

Visually matching the corporate identity

- ✓ Switch between classic and modern design
- ✓ Support for custom themes

Qlik-native extension object behaviour

- ✓ Native integration with Qlik Application Automation on Qlik Cloud
- ✓ No third-party console in the on-prem deployment

Planning where your data is

- ✓ Planning / forecasting table customisable to your workflow
- ✓ Key planning features – top-down, bottom-up, spread, base, calculations etc...

World-class support

- ✓ Detailed documentation, videos, self-service demos
- ✓ Support available in every time zone, advanced Qlik dev expertise

Use-Case 1: Writeback

Adding information to current or historical records in a governed way to add context or rationale in Qlik

Examples:

- Commenting on sales opps or follow-ups
- Adding groups and categories to P&L accounts
- Explaining why sales for Q1 have increased
- Updating the status of a case or a project
- Mobile surveys (e.g. branch audits, bed mgt.)

Benefits:

- Save time on working with rigid ERPs, CRMs, etc.
- No need for manual consolidation of spreadsheets
- Higher quality of inputs resulting in better governance
- 10x increase in user adoption of your Qlik estate

The screenshot shows the Qlik Project Requests interface. At the top, there are tabs for 'Analyze Sheet' and 'Narrate Storytelling', and a 'Project management' dropdown. Below the header, there are filters for 'Worktype' (set to 'Pending only'), 'Department', 'Manager', 'Status', 'Request title', 'Request ID', and 'Last change date'. Summary statistics for 'Inphinity' are shown: 5 Accepted, 2 Pending, and 1 Declined. The main table is titled 'Step 1 - Enter project request summary' and contains 10 rows of project requests. The table has columns for Title, Worktype, Department, Manager, Requested by, Request date, Expected budget, Expected start date, and Expected end date. The 'Action' column for the last row is highlighted in red.

▲ C	Title	Worktype	Department	Manager	Requested by	Request date	Expected budget	Expected start date	Expected end date
1	Testing project	Project fullpackage	Controlling	Luke Skywalker	me	01/02/2020		24/03/2020	29/03/2020
2	Let's do this	Something else	Finance	Albert Einstein	myself	dd/mm/yyyy		27/03/2020	04/04/2020
3	How about this?	Workproject	HR	Anna Karenina	colleague	03/01/2020		05/04/2020	07/04/2020
4	And this?	Something else	Controlling	Anna Karenina		dd/mm/yyyy		28/03/2020	19/04/2020
5	Amazing one!	Something else	IT	Zoe Newton		dd/mm/yyyy		02/04/2020	04/04/2020
6	Another one :)	Workproject	Finance	Luke Skywalker		dd/mm/yyyy		11/03/2020	30/04/2020
7	Project X	Workproject	Finance	Albert Einstein		14/02/2020		19/03/2020	24/03/2020
8	Project Y	Something else	IT	Anna Karenina		dd/mm/yyyy		03/04/2020	05/04/2020
9	Crisis review	Workproject	Finance	Luke Skywalker		dd/mm/yyyy		05/05/2020	08/05/2020
10	Financial evaluation	Action	Finance	Albert Einstein		12/01/2020		08/05/2020	14/05/2020

Use-Case 2: Planning, budgeting and forecasting

Defining, creating and testing plans, budgets, forecasts, predictions and what-if scenarios in Qlik

Examples:

Demand and sales forecasting - rolling weekly, monthly, quarterly, yearly

P&L or BS planning, budgeting, forecasting, intercompany reconciliation

Real-time what-if analysis in Qlik

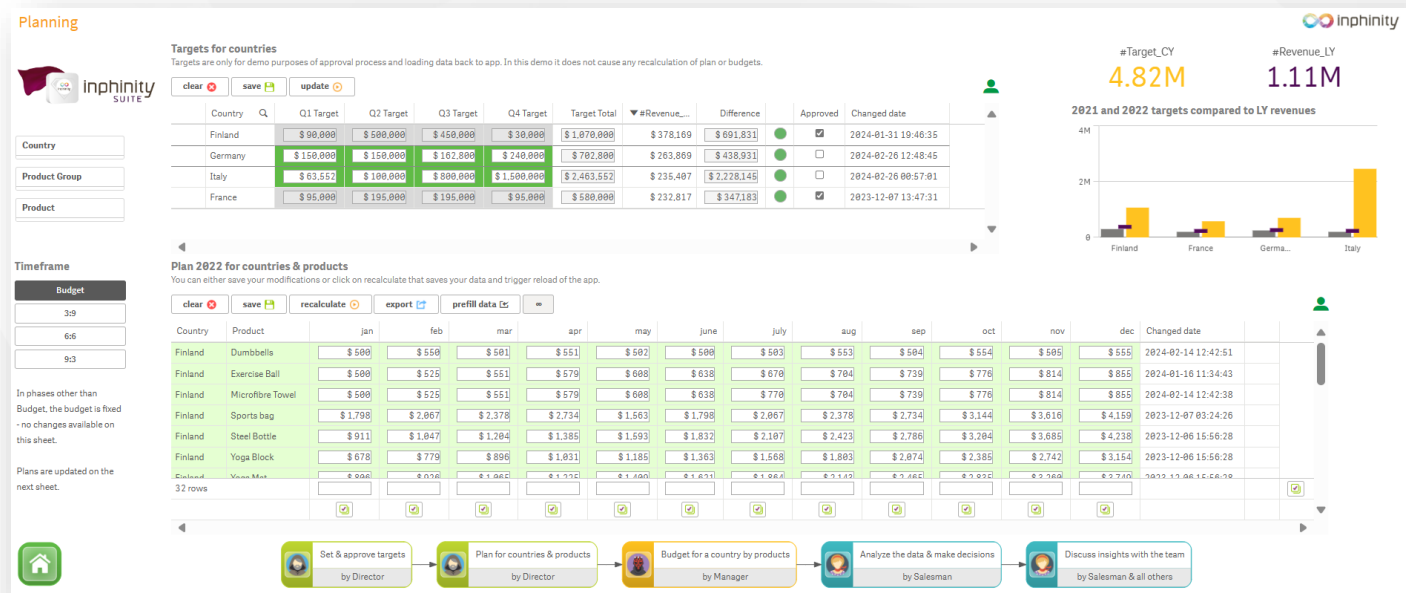
Benefits:

No need for manual consolidation of plans and forecasts

Higher forecasting accuracy due to better governance

Increased sales revenue through instant feedback & action

Higher operational efficiency with better demand planning



Use-Case 3: Process Transformation

Designing, building, and deploying new low-code data apps, and streamlining of processes in Qlik

Examples:

Document approval workflow application

Logistics tracking app for parcel deliveries

Manage the inventory of your warehouse, bookshop or even ambulances

ESG, Risk Mgt or Incident Tracking Apps

Manufacturing traceability and quality audits

Benefits:

Replace legacy systems in production or back-office

Extend current systems with agile use cases (e.g. ESG, patient triage, project mgt.)

Minimise lengthy and complex approval processes or change requests

A rich set of Actions, Automations and API's allowing you to interact with a wide range of systems

The screenshot displays a 'Document Approval' workflow application. On the left, a vertical flowchart shows the process steps: 'New Invoice', 'Fact Checks', 'Finance Checks', 'Legal Checks', and 'Managerial Approval'. The 'Managerial Approval' step branches into 'Approved' and 'Declined' outcomes. The main interface features a table of document items with columns for ID, File, Description, and various status indicators (Facts, Finance, Legal, Decision, Changelog). Below the table, a 'Document Flow' section shows the current step (ID: 2) and its description, along with a list of steps and their statuses. A 'Document Notes' section on the right allows for adding comments. The interface includes standard Qlik navigation and user management icons.

ID	File	Description	Facts	Finance	Legal	Decision	Changelog
1	invoice_01(4).one	Please approve	✓	✓	✓	Decision	Changelog
2	invoice05(cc).odf	Enter if the filename isn't clear	✓	✓	✓	Decision	Changelog
3	something(4).html	Webhosting	✓	✓	✓	Decision	Changelog
4	Consulting Invoice.one	Consulting	✓	✓	✓	Decision	Changelog
5	Sample2.odf	This is new document	✓	✓	✓	Decision	Changelog
6	Demo Invoice Invoice.docx	Invoice from SDK BI Solutions	✓	✓	✓	Decision	Changelog
7	Sample1.docx	Enter if the filename isn't clear	✓	✓	✓	Decision	Changelog

Use-Case 4: Qlik Dev Ops and Admin

Simplifying tasks for Qlik Admins and Devs with data entry, flow analysis or automation capabilities in Qlik

Examples:

Data Quality, Data Lineage, Static Data Ops
Security management inc. Section Access, License Management etc.
Reload Task Chaining, Replacing Spreadsheet-Driven Reloads etc.

Benefits:

Easier manage users, reloads, tasks apps right from your Qlik environment
Allow users with specific user-rights perform selected admin tasks outside the QMC
Enable faster development, quicker overview, and less errors

The screenshot displays the Qlik Inphinity Applications Monitor interface. The top navigation bar includes 'Qlik', 'Prepare Data model viewer', 'Analyze Sheet', and 'Narrate Storytelling'. The main content area is divided into several sections:

- User Directory & Users & Apps:** A central diagram showing a flow of users and their associated applications. Users are grouped by directory (INTERNAL, REPTILES, BIRDS) and role (e.g., SecurityAdmin, ContentAdmin, RootAdmin). Applications are shown as nodes connected to these users.
- Users Info:** A table listing user details. Below it, a pie chart titled 'Apps by User Directory' shows the distribution of apps between INTERNAL (18.4%) and BIRDS (81.6%).
- Published vs. Unpublished Apps by User (Top 15):** A bar chart showing the number of published and unpublished apps for the top 15 users.
- Applications Info:** A table listing application details.

User Dire...	User	Admin	Roles	Creat...	Modi...	Modified ...	Delete...	Remo...	Inactive	Blackl...	User_ID
BIRDS	albatros		SecurityAdmin	9/20/...	1/7/2...	BIRDS\owl	<input checked="" type="checkbox"/>	<input type="checkbox"/>	<input type="checkbox"/>	<input type="checkbox"/>	44d2fd9f-c637
REPTILES	alligator			8/26/...	11/2...	BIRDS\owl	<input type="checkbox"/>	<input type="checkbox"/>	<input type="checkbox"/>	<input type="checkbox"/>	c4f8be65-ef53
BIRDS	eagle			2/28/...	7/7/2...	BIRDS\owl	<input type="checkbox"/>	<input type="checkbox"/>	<input type="checkbox"/>	<input type="checkbox"/>	b778286d-84e
REPTILES	gecko		ContentAdmin	8/26/...	12/3/...	BIRDS\owl	<input type="checkbox"/>	<input type="checkbox"/>	<input type="checkbox"/>	<input type="checkbox"/>	39e69abb-a83
BIRDS	hawk			9/20/...	10/8/...	BIRDS\owl	<input type="checkbox"/>	<input type="checkbox"/>	<input type="checkbox"/>	<input type="checkbox"/>	3bc1c8d8-31f
BIRDS	ibis		RootAdmin	9/11/...	2/10/...	BIRDS\owl	<input type="checkbox"/>	<input type="checkbox"/>	<input type="checkbox"/>	<input type="checkbox"/>	1cb5b88e-a98
BIRDS	owl		RootAdmin	10/2...	1/14/...	BIRDS\albatros	<input type="checkbox"/>	<input type="checkbox"/>	<input type="checkbox"/>	<input type="checkbox"/>	98f78ac9-595f
INTERNAL	sa_printing			9/20/...	9/20/...	INTERNAL\boot...	<input type="checkbox"/>	<input type="checkbox"/>	<input type="checkbox"/>	<input type="checkbox"/>	8ed393cc-63b

App	App Type	Owner	Stream	Last ...	Creat...	Modi...	Publi...	Description	Modi
Accounting Closure	Published	owl	Finance	11/3/...	11/3/...	11/3/...	10/2/...	-	MOL
Campaigns	Published	ibis	Marketing	10/2/...	9/18/...	10/2/...	1/27/...	-	MOL
Company Overview(dev)	My work	albatros	-	11/2/...	11/2/...	11/2/...	1/1/1/...	-	MOL
Credit Risk Management	Published	owl	Finance	5/25/...	5/25/...	5/25/...	12/3/...	Explore commercial loan portfolios and gain in...	MOL
Executive Dashboard	Published	albatros	Finance	6/27/...	8/8/2...	8/8/2...	10/2/...	Executive Dashboard is for senior managers to...	MOL
Executive Dashboard(1)	My work	hawk	-	6/27/...	11/1/...	11/1/...	1/1/1/...	Executive Dashboard is for senior managers to...	MOL
Finance simulations(1)	My work	ibis	-	12/8/...	11/2/...	12/8/...	1/1/1/...	-	MOL
Finance simulations(2)	My work	albatros	-	11/2/...	9/23/...	11/2/...	1/1/1/...	-	MOL

Who uses Inphinity ?

200+ customers globally



"Inphinity's customer centric approach has helped us maximize the value of our investment in Qlik with their FORMS write-back and solve key business processes."

Shamanth Muppidi,
Waterfall Asset Management, NYC, US



Inphinity Forms is a brilliant write-back, seamlessly integrated in Qlik. The ops team loved the concept of rapid and secure write-back and creating a clear evidence trail. We use Forms in combination with Qlik & Qlik Alerting for data quality improvement. We also use it for real-time data capture in Qlik. And we see many more highly appealing use cases."

Rob O'Neill, Head of Information at UHMBT



"Inphinity Forms is a great tool that enables us to remove Excel spreadsheets in our business modelling in Qlik, save time and bring information faster and hassle-free to the people who need it in the field."

Pavel Jinoch,
Commercial Manager, Alliance Healthcare



"I can honestly say the Inphinity Forms product has transformed our budgeting process and made it far more integrated, seamless and collaborative"

Jeff Brown,
General Manager Supply Chain, Mayo Hardware



"Inphinity technology has enabled us to shift to 4th generation of data analytics"

Sean CB Bruton
Qlik Luminary, VTCT



Inphinity is mission-critical

“Inphinity is a brilliant tool, seamlessly integrated in Qlik. We use Inphinity in combination with Qlik for data quality improvement.”



Rob O'Neill

Head of Information

University Hospitals
of Morecambe Bay

NHS Foundation Trust



Sales & Price Data Integration
COVID triage & analysis
Rota / on-call duty mgt
Section access management

Project management
Patient flow planning
HR case management



Improved finances through better sales planning

The aim of the new Inphinity based solution is to dramatically increase the precision of the planning process on a weekly basis



Brian Dunphy

Snr Project Manager - BI



Sales & Price data integration
Powerful forecasting
AI based sales predictions
Seasonality & weather factors

Less waste
Improved efficiency
Lower costs



And many more **happy** customers...



Dawn Meats	Ireland	Financial planning and budgeting
Tatra Banka	Slovakia	Proactive risk management
Vancouver Airport	Canada	De-icing procedures and maintenance
Plastics Manufacturer	Slovakia	Manufacturing traceability
Australian National University	Australia	Net Zero planning
NHS	United Kingdom	Incident management
Model Group	Switzerland	Data quality and governance
Waterfall Asset Management	USA	Financial Portfolio Management
Orange Business Services	Slovakia	Project management
Classified – Shhh...		Police Investigation Reports

Why do companies choose Inphinity ?

They need to improve a process...



They want more value for their Qlik users...

3 features everyone needs

Commenting & chatting

Navigation in dashboards

Data capture
no spreadsheets

Let's see **Inphinity** in Action!

DEMO



www.demo.myinphinity.com



inphinity

**How do you get started with
Inphinity?**

Watch the videos below, try our demo apps & get inspired ...

1. **HR team management**: Overview of all Inphinity objects in one app with a common use-case. Showing end-to-end data capture; HR planning; Recruitment, Org Charts, Performance Management
2. **Planning and forecasting**: Sales planning, forecasting and budgeting
3. **Document approval workflows**: Approving documents across a workflow, using actions, plus a change log
4. **Branch audits**: Mobile surveys in the field, automatic upload of photos, report generation
5. **HR case management**: A low-code case management app that replaced discontinued legacy app
6. **Process intelligence**: Showing process analysis, deviations from standards and bottlenecks
7. **Manufacturing traceability**: Visualization of operational processes, product dependencies, product data, etc.
8. **File analysis and PII**: Sensitive information analysis, “Google like” document content search, identity management and IT resource optimization

For more demo apps, go to: <https://demo.myinphinity.com/>



inphinity
SUITE

Let's do it!